

SUMMER HOLIDAY ACTIVITY

NAME:

Class:LKG-A B C



Summer is messy,
Summer is fun,
Trips to the beach,
In the hot, hot sun
Let's give summer,
A big fat cheers!!!

Dear Parent,

Children are born with natural curiosity and inquisitiveness about the world around them. It is important for us to help them keep this spark alive and to make learning fun.

Summer Vacation is just round the corner, let every moment of this vacation be a time to unite, connect and enjoy beautiful moments with your child.

Here are some activities given to help your child become independent and confident:-

Independent Me

- Buttoning and Unbuttoning
- Put on your Socks and Shoes
- Keeping belongings back in their place
- Filling the water bottles
- Keeping room clean and well-organized
- Tear a Chapati and eat your Meal on your own

Alone we can do so little; together we can do so much. (Social Skills)

- Wish everyone with a smile
- Go outdoors and play with your friends
- Use magical words: **Sorry, Please, Excuse Me, Thank You**

One, who maintains cleanliness, keeps away diseases. (Personal Hygiene)

- Brushing teeth twice a day.
- Combing hair regularly
- Bathing everyday
- Washing hands before and after meals.

Reading is Fun

Children are made readers on the laps of their parents.

- Make reading a regular practice with pictures and large text.
- Make bed-time stories a part of your child's daily routine.

The teachers are trying to encourage the children to use simple words, phrases and sentences in school and at home like.



ALL ABOUT ME

- What is your name?
- How old are you?
- In which class do you read?
 - What is the name of your school?
 - What is the name of your Headmistress Ma'am?
- What is the name of your teacher?
- What is your father and mother name?

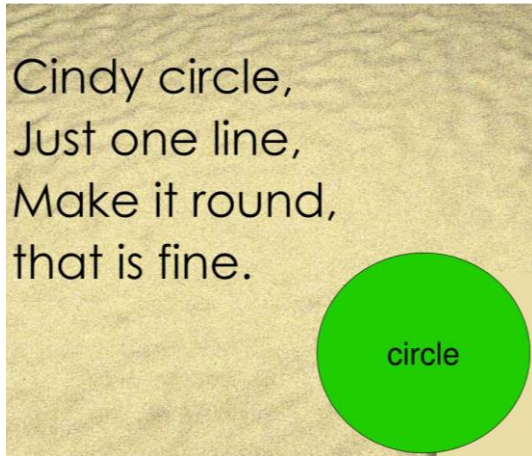
Let's some simple sentences

- May I come in ma'am?
- May I Drink water?
- May I go to the toilet?
- I m feeling hungry.
- Please give me a glass of water.
- Please trim my nails.
- Please tell me a story.
- I m feeling sleepy.

As per the school closes for the summer break we have planned some worksheets, activities for your child to enhance his or her learning skills in a fun filled way.

Kindly appoint specific time for the same every day.

Make your ward revise and practice following rhymes Cindy Circle, clap your hand, one two



buckle my

shoe:-

Clap your hands



Clap your hands
clap your hands
listen to the music
and clap your hands.



Stamp your feet,
stamp your feet,
listen to the music
and stamp your feet.



Jump up high,
jump up high
listen to the music
and jump up high.

Turn around,
turn around
listen to the music
and clap your hands.



1, 2, buckle my shoe.
3, 4, shut the door.
5, 6, pick up sticks.
7 8, lay them straight.
9, 10, a big fat hen!



SUBJECT: ENGLISH
WORKSHEET NO. 1




Tracing Practice II

Directions: Trace the lines in each row.



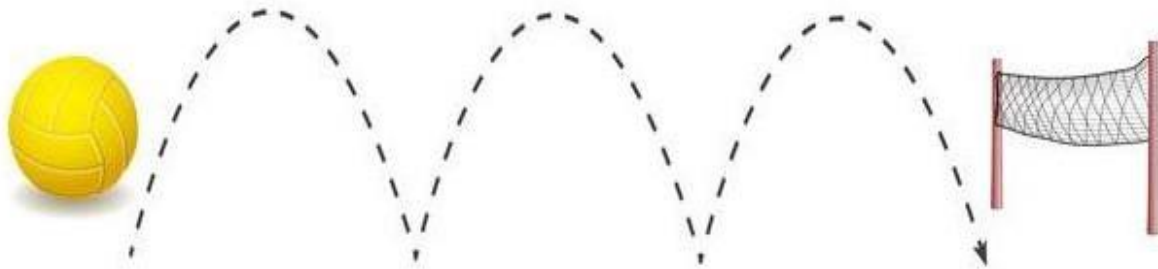
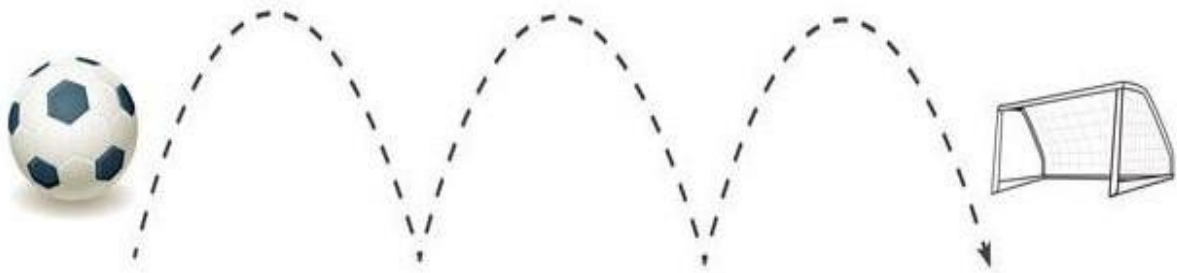

○	○	○	○	○					
/	/	/	/	/	/	/	/		
\	\	\	\	\	\	\	\		



WORKSHEET NO. 2




Let's score a point! Help the balls reach their goals by tracing the curved lines from left to right.



WORKSHEET NO. 3

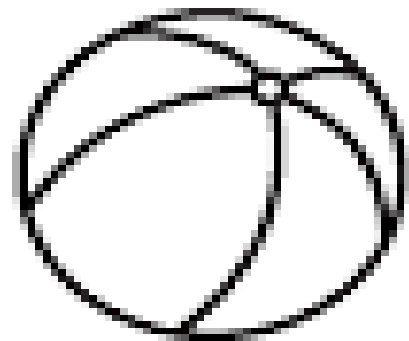
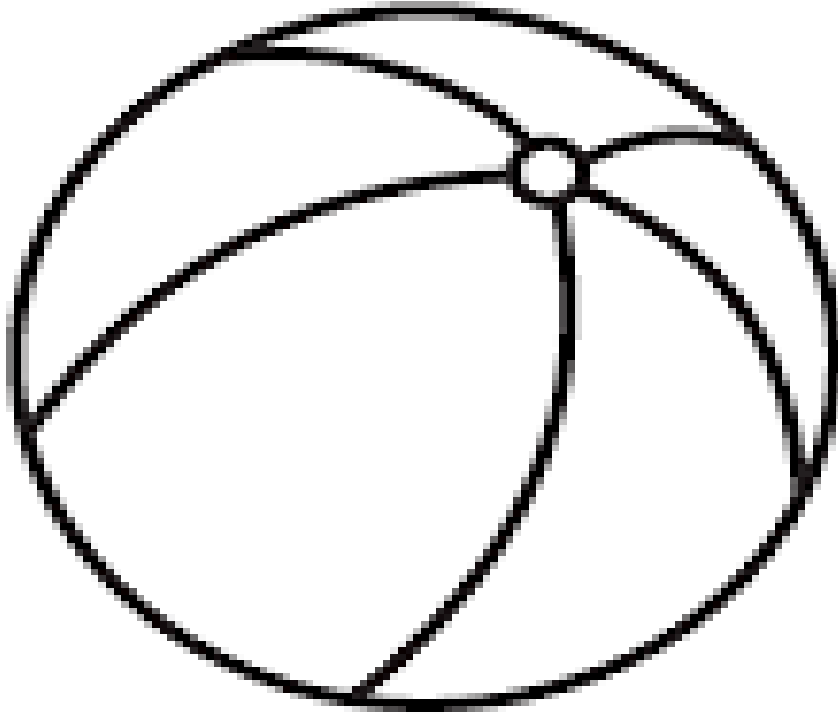


Circle the letter 'A'



SUBJECT: MATHS
WORKSHEET NO. 1


Colour the big ball



Worksheet No.-3

Match the Same

Objects



LET'S GO.....



MAKE A SCRAP BOOK FOR BELOW MENTIONED ACTIVITIES:-

- **Plan a trip or one-day trip.**
- **Paste the photographs of the places you visited.**
- **Paste the photographs of the different things you saw there. *Help your child to make it beautiful.**



Use your creativity and help your child to make any one fruit of his/her choice on A4 size sheet & make him/her learn any 2 lines on it along with introduction




Let your child watch any of the movie in the vacation.

- 1. 'CHARLIE AND THE CHOCOLATE FACTORY'.**



2. NEMO



3. THE BABY'S DAY OUT



4. THE JUNGLE BOOK



NOTE- For worksheets take print out and make a beautiful folder as per your innovation.



MAKE YOUR CHILD LEARN BELOW MENTIONED VERBAL WORK:-

LEARN CAPITAL ALPHABET A TO Z WITH PICTURES.

स्वर अ से अ : तक चित्रसहित पढ़ना सीखे

FORWARD COUNTING 1 TO 20

Also make your child learn following hindi rhymes:-

प्यासा कौआ

contributed by: Sarthak Bhatia

एक कौआ प्यासा था
जग में पानी थोड़ा था
कौए ने डाला कंकर
पानी आया ऊपर
कौए ने पीया पानी
खत्म हुई कहानी





टेडी बियर

टेडी बियर टेडी बियर,
मेरे प्यारे टेडी बियर।
दाँत तुम्हारे छोटे-प्यारे,
लगते हैं जैसे ये तारे।
सुबह उठो और ब्रश करो,
बस्ते में सामान भरो।
टिफिन लगाकर बैग में डालो,
स्कूल में जाकर खुश हो जाओ।



Spot the difference

Find 5 differences.



MY FAMILY TREE

PASTE YOUR FAMILY PICS



Have a great



VaCation!